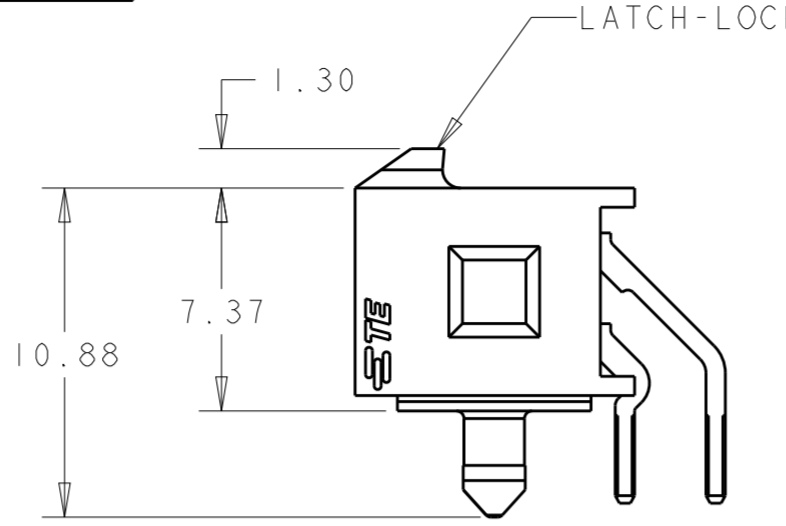
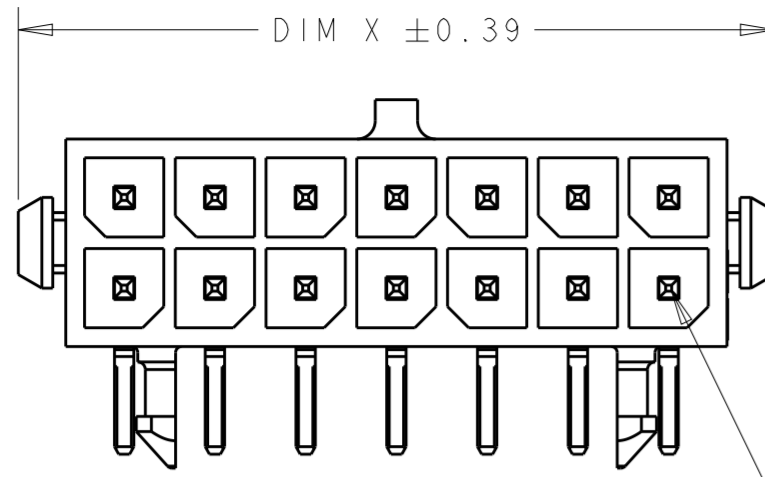
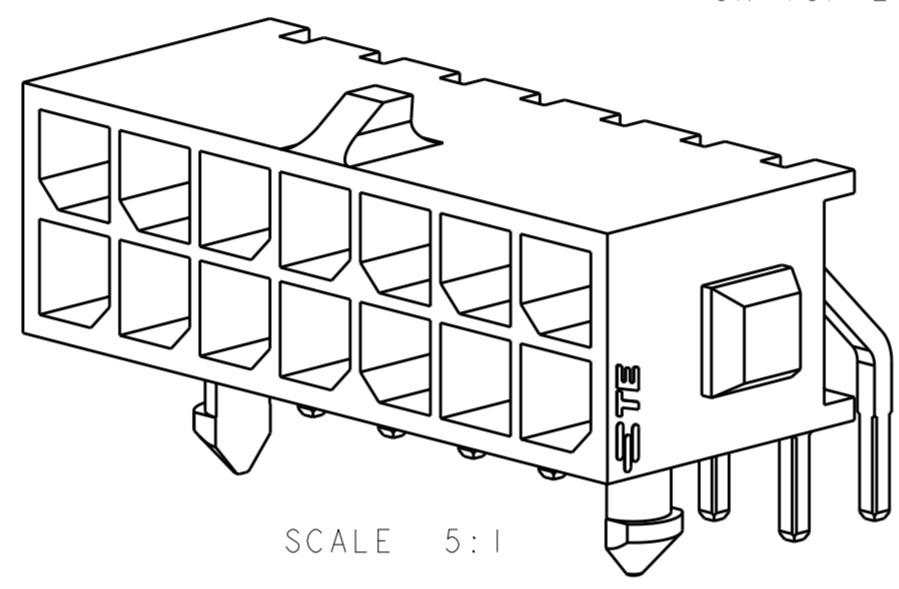
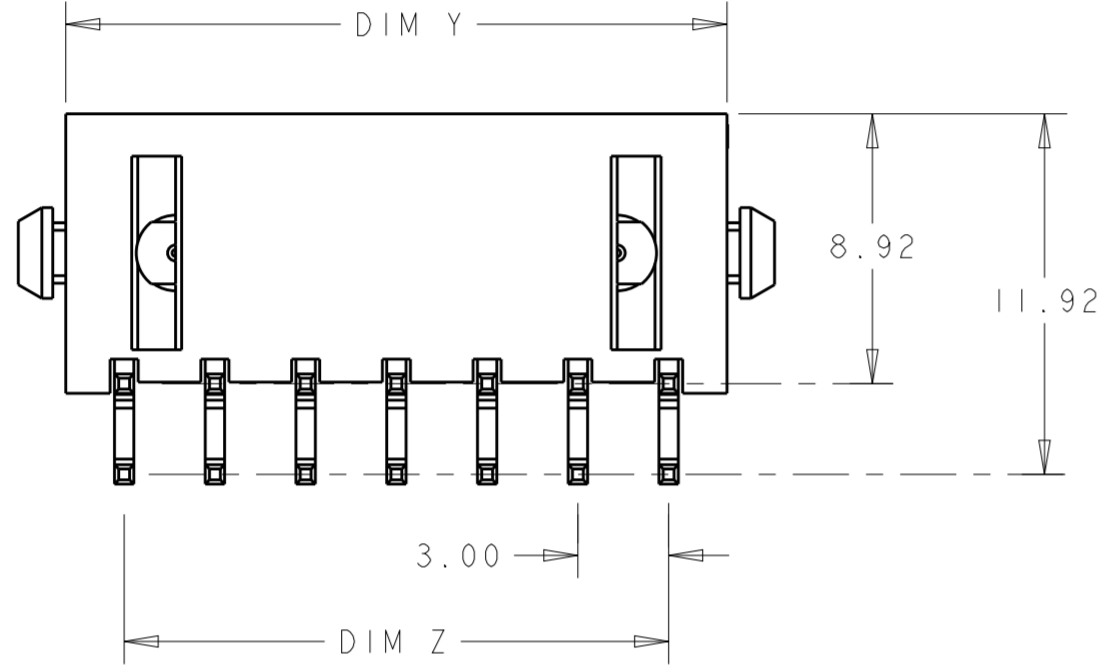


THIS DRAWING IS UNPUBLISHED. RELEASED FOR PUBLICATION 20
 © COPYRIGHT 20 BY - ALL RIGHTS RESERVED.

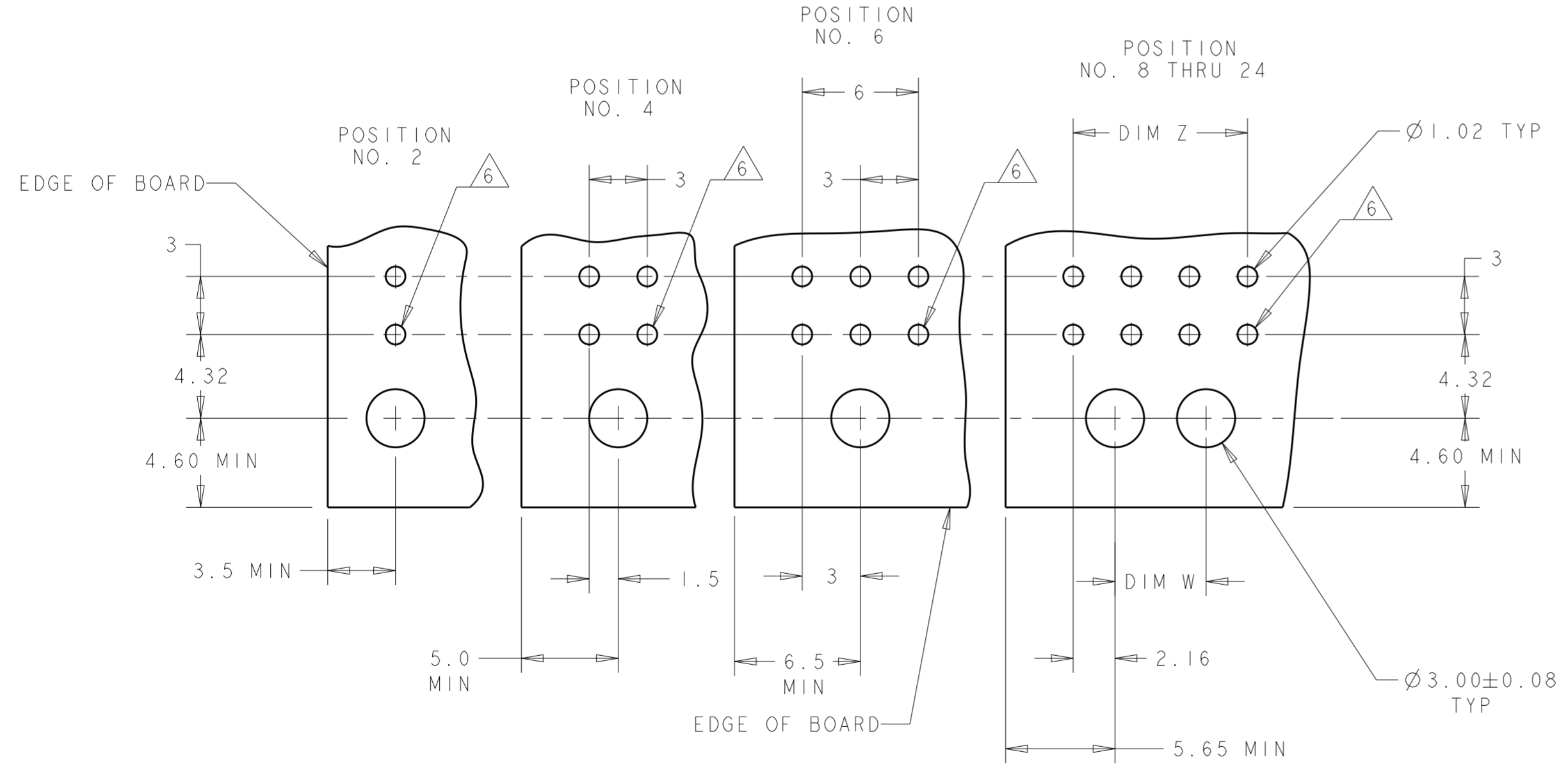
LOC	DIST	REVISIONS					
CM	00	P	LTR	DESCRIPTION	DATE	DWN	APVD
		G		REVISED PER ECO-15-005484	28JULY2015	SC	DZ



- 1 MATERIAL; CONTACTS - BRASS.
UL 94V-0 RATED HIGH TEMP NYLON, COLOR; BLACK.
- 2 PLATING; CONTACTS - 0.76µm MINIMUM GOLD OVER 2.54µm MINIMUM NICKEL ON MATING AREA.
2.54µm TIN-LEAD MINIMUM OVER 2.54µm NICKEL MINIMUM ON SOLDER TAILS.
- 4 RECOMMENDED PC BOARD THICKNESS OF 1.57.
- 5 PLATING; CONTACTS - 0.76µm MINIMUM GOLD OVER 2.54µm MINIMUM NICKEL ON MATING AREA.
2.54µm MATTE TIN MINIMUM OVER 2.54µm NICKEL MINIMUM ON SOLDER TAILS.
- 6 CIRCUIT NUMBER 1 IS LOCATED AT THE BOTTOM RIGHT WITH THE LATCH-LOCK ON TOP LOOKING INTO THE CAVITIES



REVERSE TAPED	5	18.86	10.70	15.00	22.00	12	7-794620-2
TRAY	5	36.86	28.70	33.00	40.00	24	5-794620-4
TRAY	5	33.86	25.70	30.00	37.00	22	5-794620-2
TRAY	5	30.86	22.70	27.00	34.00	20	5-794620-0
TRAY	5	27.86	19.70	24.00	31.00	18	4-794620-8
TRAY	5	24.86	16.70	21.00	28.00	16	4-794620-6
TRAY	5	21.86	13.70	18.00	25.00	14	4-794620-4
TRAY	5	18.86	10.70	15.00	22.00	12	4-794620-2
TRAY	5	15.86	7.70	12.00	19.00	10	4-794620-0
TRAY	5	12.86	4.70	9.00	16.00	8	3-794620-8
TRAY	5	9.86	-	6.00	13.00	6	3-794620-6
TRAY	5	6.86	-	3.00	10.00	4	3-794620-4
TRAY	5	3.86	-	-	7.00	2	3-794620-2
TRAY	2	36.86	28.70	33.00	40.00	24	2-794620-4
TRAY	2	33.86	25.70	30.00	37.00	22	2-794620-2
TRAY	2	30.86	22.70	27.00	34.00	20	2-794620-0
TRAY	2	27.86	19.70	24.00	31.00	18	1-794620-8
TRAY	2	24.86	16.70	21.00	28.00	16	1-794620-6
TRAY	2	21.86	13.70	18.00	25.00	14	1-794620-4
TRAY	2	18.86	10.70	15.00	22.00	12	1-794620-2
TRAY	2	15.86	7.70	12.00	19.00	10	1-794620-0
TRAY	2	12.86	4.70	9.00	16.00	8	794620-8
TRAY	2	9.86	-	6.00	13.00	6	794620-6
TRAY	2	6.86	-	3.00	10.00	4	794620-4
TRAY	2	3.86	-	-	7.00	2	794620-2
PACKAGE	FINISH	DIM Y	DIM W	DIM Z	DIM X	NO. OF POSN.	PART NUMBER



RECOMMENDED PCB LAYOUT (COMPONENT SIDE) 4

THIS DRAWING IS A CONTROLLED DOCUMENT. DWN B. HAYMAKER 12AUG99
 CHK K. COBLE 12AUG99
 APVD K. COBLE 12AUG99

STE TE Connectivity

NAME: THRU-HOLE, R/A, 30 GOLD HEADER, PLASTIC BOARDLOCK, DUAL ROW, MICRO MATE-N-LOK™

SIZE: A2 CAGE CODE: 0779 DRAWING NO: C-794620 RESTRICTED TO: -

MATERIAL: SEE TABLE - WEIGHT: -

CUSTOMER DRAWING SCALE: 4:1 SHEET: 1 OF: 1 REV: G